



SCHEDA TECNICA


Mod. 30x50x16 tubo



SOPRA




LATO LUNGO



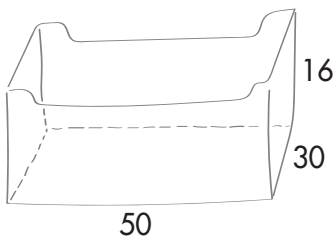
LATO CORTO



3/4



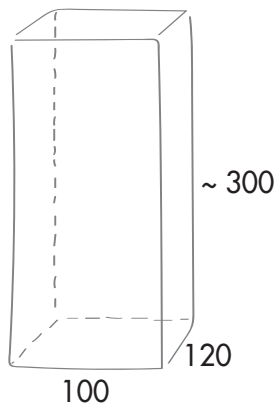
SOTTO



DIMENSIONI: cm 30x50x16 tubo



PESO: Gr 380 (+/- 8%)



PZ PER FILA: 18
PZ PER BANCALE: 144



PEDANE: 16
PZ PER MOTRICE: 2.304



PEDANE: 30
PZ PER AUTOTRENO: 4.320

Tutti i nostri articoli sono stampati in materiale plastico riciclato e riciclabile.
A richiesta i nostri prodotti sono disponibili certificati per ortofrutta.